



Westside Two Co-Ownership Company Limited
BALANCE SHEET
 as at 31 December 2008


	Notes	2008 £	2007 £
FIXED ASSETS			
Investment properties			
Co-ownership properties	3	13,027,025	12,805,149
Other properties	4	1,278,200	1,278,200
		14,305,225	14,083,349
CURRENT ASSETS			
Debtors			
Due within one year	5	1,925	2,005
Due after more than one year	5	100,200	100,200
Cash at bank and in hand		-	359,010
		102,125	461,215
CREDITORS: amounts falling due and payable within one year	6	(167,602)	(19,876)
NET CURRENT (LIABILITIES)/ASSETS		(65,477)	441,339
TOTAL ASSETS LESS CURRENT LIABILITIES		14,239,748	14,524,688
CREDITORS: amounts falling due and payable after more than one year	7	(2,800)	(2,800)
		14,236,948	14,521,888
EQUITY CAPITAL AND RESERVES			
Called up share capital	8,9	1,000	1,000
Share premium account	9	999,000	999,000
Revaluation reserve	9	6,785,839	6,460,234
Profit and loss account	9	6,451,109	7,061,654
SHAREHOLDERS' FUNDS		14,236,948	14,521,888

Approved by the board on 19/7/13.....


 Director
 DP Turathadas


 Director
 E Gomez

**CERTIFIED
CORRECT**


 Co-45483-1934688
 WESTSIDE TWO CO-OWNERSH
 Document 461 (15)
 ANNUAL FILING OF ACCOUNTS
 YEAR ENDING 31/12/2008